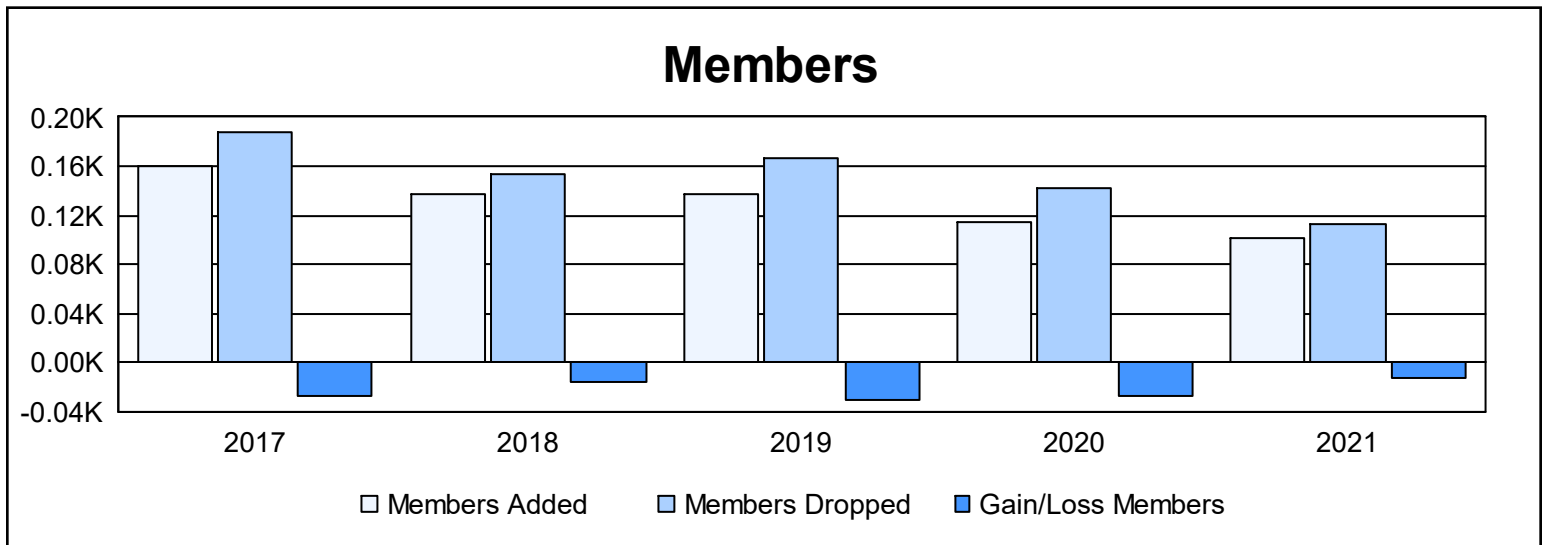
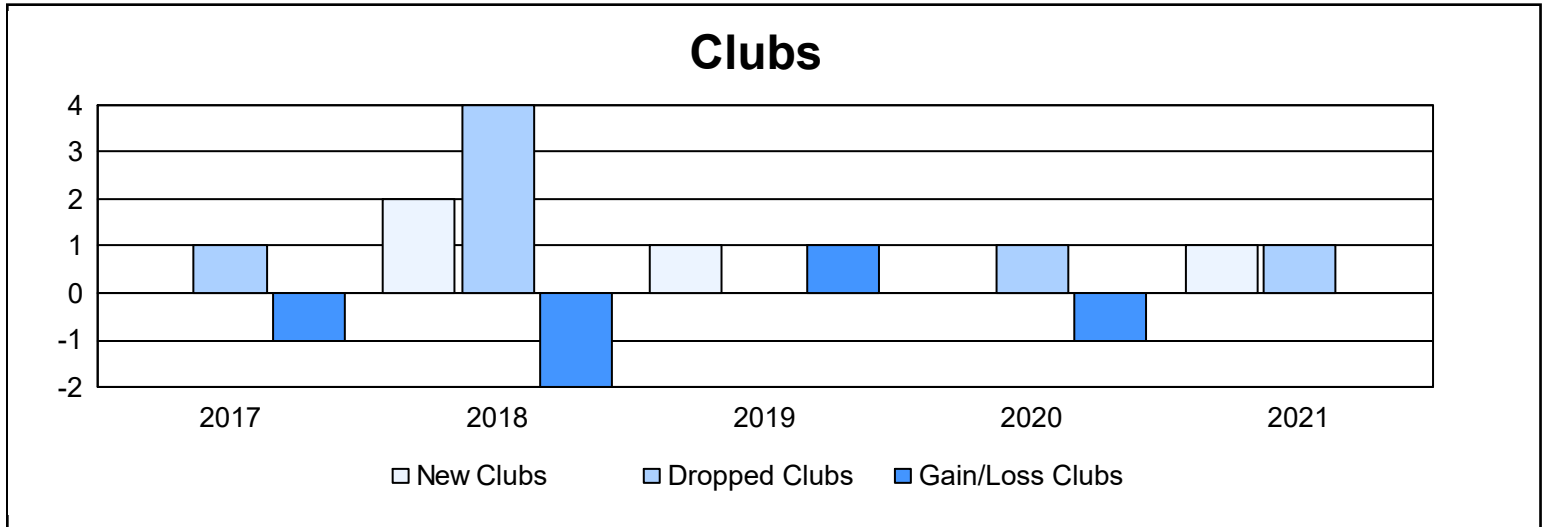
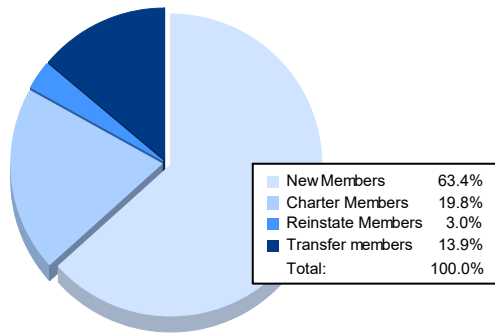


| Year           | New Clubs | Dropped Clubs | Gain/ Loss Clubs | New Members | Charter Members | Reinstate Members | Transfer Members | Total Member Added | Total Members Dropped | Gain/ Loss Members |
|----------------|-----------|---------------|------------------|-------------|-----------------|-------------------|------------------|--------------------|-----------------------|--------------------|
| 2016-2017      | 0         | 1             | -1               | 130         | 0               | 1                 | 29               | 160                | 187                   | -27                |
| 2017-2018      | 2         | 4             | -2               | 72          | 47              | 2                 | 17               | 138                | 154                   | -16                |
| 2018-2019      | 1         | 0             | 1                | 97          | 27              | 1                 | 12               | 137                | 167                   | -30                |
| 2019-2020      | 0         | 1             | -1               | 84          | 1               | 1                 | 29               | 115                | 142                   | -27                |
| 2020-2021      | 1         | 1             | 0                | 64          | 20              | 3                 | 14               | 101                | 113                   | -12                |
| <b>Average</b> | <b>1</b>  | <b>1</b>      | <b>-1</b>        | <b>89</b>   | <b>19</b>       | <b>2</b>          | <b>20</b>        | <b>130</b>         | <b>153</b>            | <b>-22</b>         |



### Membership Composition June 2021 Cumulative



### Gender Composition June 2021 Cumulative

